

Viewline Voltmeter

Description

Indication of Battery power



Picture: Voltmeter

Features

- _ Integrated Warning LED.
- _ Changeable Frontbezels.
- _ LED Illumination
- _ Flush mount possibility
- _ High reliability









Concept

Housing	PC; flame retarding (UL94)
Bezel	PC or ABS; several colors and shapes (see table)
Lens	PMMA; double lens
Dial	backlit; different colors (see table)
Pointer	backlit, white on black dials; red on white dials
Illumination	Dial: LED amber (605nm) Pointer: LED red (632nm)
Warning LED	red (632nm)
Mounting	spinlock Nut; locking height 0,5mm – 20mm, optional Studs and Bracket; locking height 2 – 15mm
Connection	8 pin MQS connector system

Technical Data

Installation depth	50mm	
Installation diameter	52mm	
Deflection angle	90°	
Operating Voltage	8 – 16 Volt, (18-32V)	
Accuracy	< 3,6 angular degrees	
Current consumption	< 140 mA, including Warning LED	
Operating temperature	-30°C to +80°C; plated bezels (chrome) -30°C to +70°C	
Storage temperature	-40°C to +80°C for 48h; plated bezels (chrome) -40°C to +70°C +90°C for 1h	
Temperature shock	Range	-40°C to +85°C; plated bezels (chrome) -40°C to +70°C
	Transformation time	10 seconds
	Retention time	2h
Climatic test	Range	+25°C to +55°C
	Rel. Humidity	95%
EMC in conformity with	DIN_EN 61000-6-3 DIN_EN 61000-6-1 DIN_EN 61000-6-4 DIN_EN 61000-6-2	
Standards	EN 60945 GL, Category C, F (under preparation)	
Vibration	Sinus 2g; 10-500Hz; duration 16h Noise 3g; 10-1000Hz, duration 8h	
Mechanical shock	continuous	25g; 6ms; 1Hz
	Single shock	100g; 11ms
	Free fall	1m; 3 times
Chemical resistance against	- preservative agent - preservative agent remover - cold cleaner - methylated spirit - interior cleaner - drinks containing caffeine and tannin	
Nominal position	NL 0 to NL 85 (DIN16257)	
Protection class	according to IEC 60529 Front: IP67 (in Nominal position) Rear: IP52 (in Nominal position)	
Reverse polarity protection	yes, 5 minute	
Over voltage protection	yes, 24V for1 minute (12V Gauges)	

available Gauges:

No. packed	No. unpacked	colour	Double Scale	Measurement range	ISO Symbol	Voltage	Double lens
A2C60100076	A2C53191475	black	no	18 - 32V		24V	no
A2C60100077	A2C53191478	white	no	18 - 32V		24V	no
A2C60100078	A2C53191767	black	no	18 - 32V		24V	yes
A2C60100079	A2C53191769	white	no	18 - 32V		24V	yes
A2C60100176	A2C53191474	black	no	8 - 16V		12V	no
A2C60100177	A2C53191476	white	no	8 - 16V		12V	no
A2C60100178	A2C53191766	black	no	8 - 16V		12V	yes
A2C60100179	A2C53191768	white	no	8 - 16V		12V	yes

Accessories:

A2C59510854	VL Mounting Kit (studs and brackets) 52, 85, 110mm
A2C59510864	VL Mounting bracket flush mount
A2C53215640	VL Sealing Ring 52mm flush mount
A2C59510847	Bush housing, 8-pin
A2C53324664	Protective connector cap, 8-pin
Tyco No. 539635-1	Hand pliers
Tyco No. 539682-2	Tool for hand pliers.
Tyco No. 1355718-1	Single contacts 0.14 – 0.22 mm ² tin plated
Tyco No. 963729-1	Single contacts 0.5 – 0.75 mm ² tin plated
Tyco No. 1355717-1	Strip 0.14 – 0.22 mm ² tin plated
Tyco No. 928999-1	Strip 0.25 – 0.5 mm ² tin plated
Tyco No. 963715-1	Strip 0.5 – 0.75 mm ² tin plated

Bezels 52mm

	black	black nickel	brush aluminium	chrome	gold	white
flat	A2C53186040	A2C53293468	A2C53293480	A2C53186023	A2C53293482	A2C53186022
round	A2C53186027	A2C53293494	A2C53293495	A2C53186029	A2C53293496	A2C53186028
triangle	A2C53186024	A2C53293545	A2C53293546	A2C53186026	A2C53293548	A2C53186025