

Wind Wizard™

WIND SPEED INDICATOR

INSTRUCTIONS

The *Wind Wizard* is a precision made instrument for measuring both wind speed and wind direction. It is designed and constructed to provide years of reliable operation. The heart of the instrument is a rotary vane/scale, supported on sapphire jewel bearings for long life and minimal friction. A special magnetic dampening system is used to effectively smooth out the normal variations in wind speed. As a result, the dial remains easy to read even in gusty wind conditions. A convenient folding handle provides a firm grip for wind measurements, yet easily folds away for compact stowage.

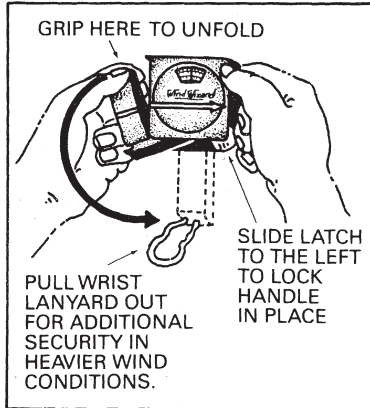


Figure 1.

OPERATING THE HANDLE

Unfold the handle from its storage position as shown in Figure 1. The handle must be extended to take wind measurements and should be latched as shown to provide a secure grip.

To refold, simply reverse the above procedure. Make sure you release the sliding latch before moving the handle. The wrist lanyard can be pushed back into the handle if desired.

MEASURING WIND SPEED AND DIRECTION

For best results, select a position away from buildings, trees, and other obstructions that could distort the wind. Determine the approximate wind direction from the way

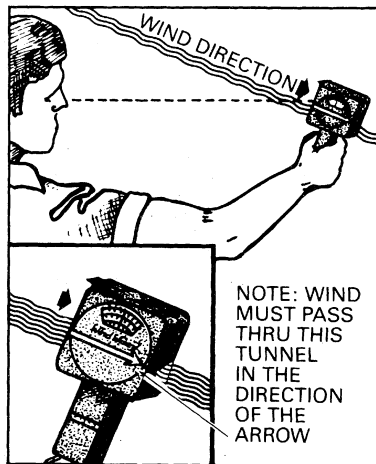


Figure 2.

flags, clouds, kites, windsocks, etc. are streaming. Hold the unit in either hand and position as shown in Figure 2.

As you watch the dial, rotate the *Wind Wizard* about 30° to each side of the initial position (Figure 3). Observe where the wind speed reading is the highest. At this point the *Wind Wizard* is properly positioned to the wind and is indicating the true wind speed. The arrow on the front of the unit now points in the direction the wind is blowing. With practice, it becomes very simple to align the *Wind Wizard* to the wind to get the most accurate readings.

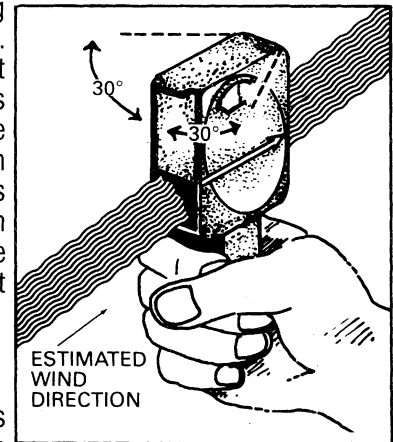


Figure 3.

CARE OF THE WIND WIZARD

The *Wind Wizard* is constructed of tough plastics and other corrosion resistant materials. No lubrication or other maintenance is recommended or needed. Given reasonable care it should serve reliably for many years.

When not in use it should be housed within its protective vinyl case. This will keep dust and other foreign materials from entering the unit and provide additional mechanical protection.

Occasionally the clear plastic window may need to be cleaned. Use only a soft cloth and tap water. Chemical cleaners or solvents should not be used because they may cloud the window.

If the unit is dropped in salt or fresh water follow this procedure immediately:

1. Immerse and gently agitate the *Wind Wizard* in a bucket of tap water.
2. Gently drain away water from the *Wind Wizard* and allow to air dry. Do not use an external heat source to dry, as it may warp the plastic parts.

CAUTION — MAGNETIC INFLUENCE

The *Wind Wizard* contains magnetic materials and should not be used or stored within 1 foot (30cm) of a magnetic compass.

Davis Instruments

3465 Diablo Ave., Hayward, CA 94545 U.S.A.
 Phone (510) 732-9229 • Fax (510) 732-9188
 info@davisnet.com www.davisnet.com