

MS-55 Compact Box Subwoofer



Introduction

The MS-55 is a compact, waterproof subwoofer designed to work in concert with poly-planar's other marine speakers and amplifiers. It provides the low-frequency audio that smaller speakers cannot produce. The MS-55's small size allows it to be mounted in a variety of hidden locations while providing rich, accurate bass.

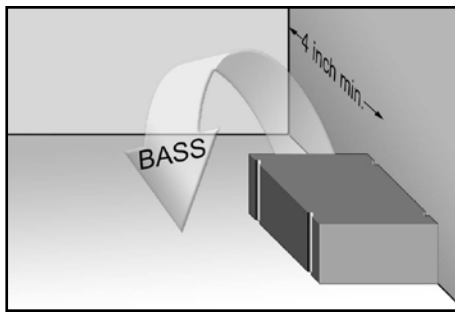
Features

- Computer optimized acoustic design
- High efficiency, long-throw, dual voice coil driver
- Compact dimensions allow out of sight installation
- Rubber isolation feet for vibration free mounting
- Waterproof design for marine use

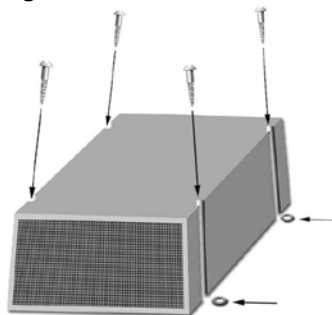
MS-55 Installation Instructions

The MS-55 can be mounted horizontally or vertically on any flat surface. Since bass radiates uniformly in all directions, the MS-55 can be placed in out of sight locations such as underneath seats or storage areas.

- 1) Mount so that water will not collect in the enclosure.
- 2) To optimize output, point the grill end of the enclosure into a corner.
- 3) The grill end should have at least 4 inches of clearance between the grill and the corner it is pointing into.



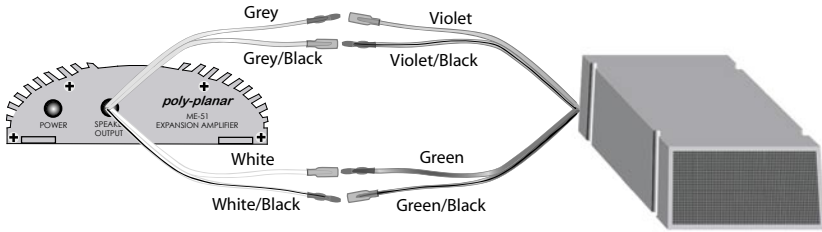
- 4) Drill 1/8" (3mm) pilot holes in the mounting surface corresponding to the 4 mounting flanges of the enclosure. Be sure not to drill into any critical areas of your boat or vehicle.
- 5) Install the 4 rubber isolation grommets into the slots on the enclosure's mounting flanges. Fasten the subwoofer to the surface securely using the 4 included tapping screws.



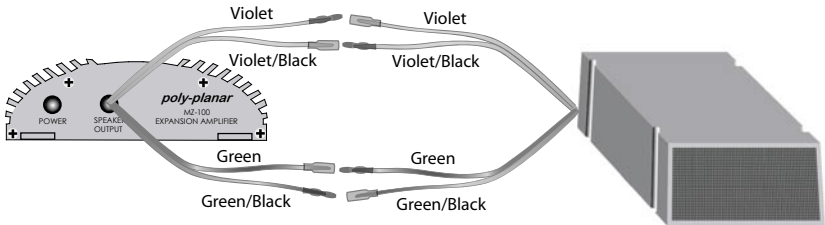
MS-55 Installation Instructions

- 6) There are 4 wires coming out of the MS55. Each color pair of wires goes to a 4 ohm voice coil of the speaker. Make sure the black striped wires go to the negative speaker (-) outputs of the source amplifier.

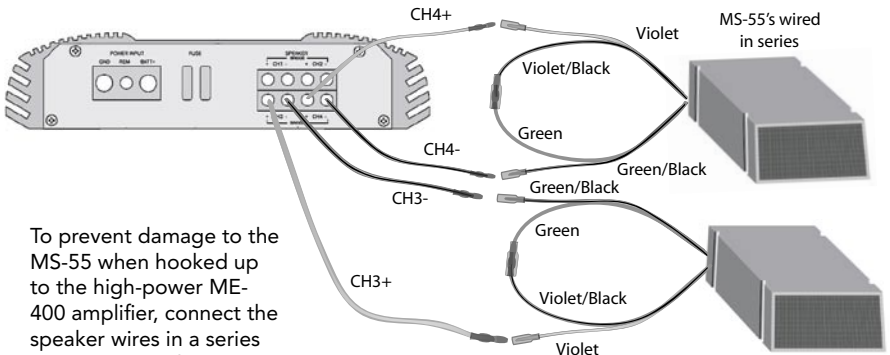
Connection to the POLY-PLANAR ME-51 subwoofer amplifier:



Connection to the POLY-PLANAR MZ-100 amplifier:



Connection to the POLY-PLANAR ME-400 amplifier:



To prevent damage to the MS-55 when hooked up to the high-power ME-400 amplifier, connect the speaker wires in a series connection as shown.

Troubleshooting

- 1) If the bass output is low, muffled or distorted, the speaker wires are most likely hooked-up out of phase. Make sure the polarities of the wires are correct with respect to the amplifier's outputs.
- 2) Buzzing or rattling of the enclosure: Make sure that the rubber isolation grommets (feet) are installed properly and that the enclosure is securely fastened to a flat surface.
- 3) Too much or too little bass: Experiment with the placement of the MS-55. Firing it into corners and walls tends to increase the amount of sound while moving it away will reduce the output.

Specifications

Speaker ImpedanceDual 4 ohm
Power Handling100W rms
Dimensions (approx. w/h/d)8.875 X 4.75 X 11.75 inches 225 X 121 X 298 mm
Weight 6.5 lbs (3 Kg)

Warranty

POLY-PLANAR products are warranted to be free of defects in materials and workmanship for a period of two years. Warranty is subject to proper installation and operation within published specifications. Poly-planar will repair or replace, at its discretion, any unit returned prepaid to its factory and determined to be defective. Poly-planar is not liable for consequential damages.