

WINDEX® 15

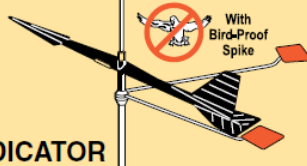
USE INSTRUCTIONS

See separate document for assembly and mounting instructions.

Windex®, the famous wind direction indicator for sailboats, is the standard on most mastheads around the world. Windex 15 (#3150) has a 15" (38 cm) vane and is the choice for most sailors.

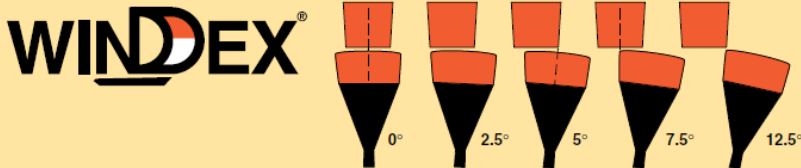
ON TOP ALL OVER THE WORLD • SIEMPRE ENCIMA EN EL MUNDO ENTERO • ALLO SOMMO IN TUTTO IL MONDO

WORLD FAMOUS
WINDEX®
WIND DIRECTION INDICATOR



- Windex 15 features:
- Low friction sapphire jewel bearing suspension
 - Sensitive and accurate to wind speeds less than one knot
 - Vane of tough, UV rated engineering plastic...light and strong
 - Wind tunnel tested to 80 knots
 - Visible night or day
 - Bird-proof spike discourages birds from landing
 - Easily equipped with Windex Light (#3200)
 - Number One selling vane the world over!

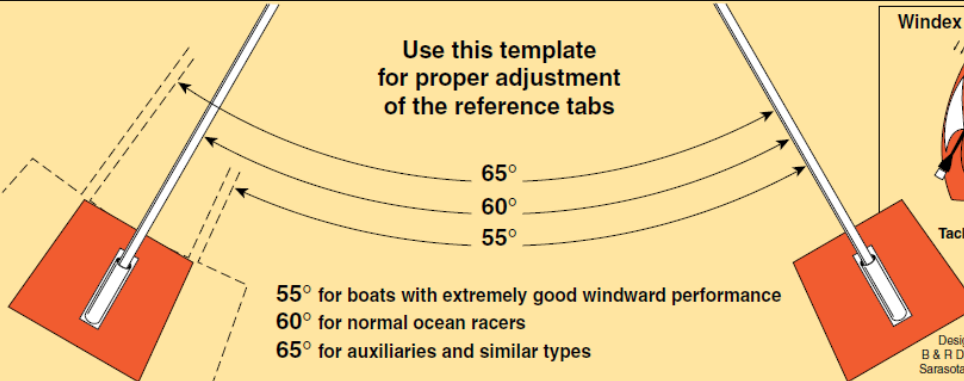
DAVIS 



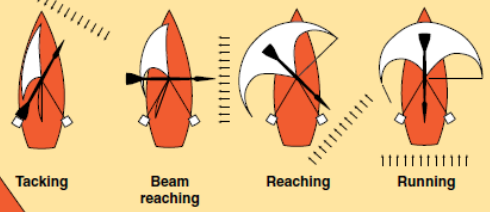
Unique visual display of apparent wind angle

Based on the principle that the human eye is highly sensitive to asymmetry, the Windex type of display indicates a change in apparent wind angle as small as 1° within the 0° to 15° range.

Use this template for proper adjustment of the reference tabs




Windex vane positions at different apparent wind directions



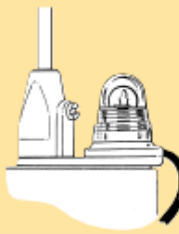
Designed by B & R Designs Inc. Sarasota, FL U.S.A.

WINDEX® **Davis Instruments**
3465 Diablo Avenue, Hayward, CA 94545, U.S.A.

Accessories Available for Windex 15...



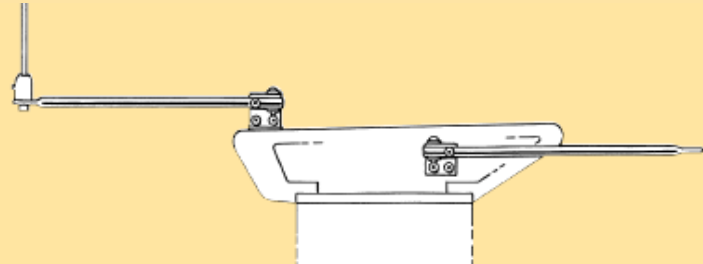
Day view Night view



#3200 Windex Light
Makes viewing your Windex easy at night. Waterproof and non-corroding. Draws just 120 ma current.



#3155 J-Base
Replaces the standard Windex 15 mounting base to allow side, top, or front mounting on most masts.



#1705 Universal Masthead Mount
Lets you extend your Windex 15 away from masthead obstructions. The 13" (33 cm) arm comes with hardware allowing top or side mounting and offset angles up to 20°. Can be used with Windex Light #3200.