

ProMariner™

INCREASED POWER & PERFORMANCE

New!

ProSport Series

Heavy Duty Recreational Marine Battery Charger

Available in
6 Models
Single, Dual & Triple Bank

ProMar Digital Performance Charging Inside

ProMar Digital Technology

Microprocessor and software controlled pulse charging technology delivering a 40% lighter design than the previous generation of epoxy filled chargers, cooler charger operation and faster charging.

Automatic Energy Saver Mode

After charging and conditioning batteries ProSport will initiate its Auto Maintain (Energy Saver Mode) which will automatically maintain batteries only when the batteries determine they require it.

System OK & Battery Bank Trouble Status Indicators

Advanced technology eliminates time consuming troubleshooting by clearly indicating system and battery connections are OK or if a fault is present on a specific battery bank.

Digital Multi-Stage Performance Charging

Fully charge and extend the life of your batteries. Automatically charges, conditions and safely maintains batteries on board for maximum time on the water.

Storage Recondition Mode

During short or long-term storage, ProSport automatically reconditions all batteries on board once a month for maximum battery life and performance.

Distributed-On-Demand™ Technology

Automatically charges and maintains your engine crank battery while distributing all remaining charging amps to house or trolling motor battery(s).

Digital LED Display and Battery Type Selector


LED indicators for Charging, Conditioning and Auto Maintain modes in addition to AC Power and selected battery type (2 charge profiles to choose from with a 3rd high performance AGM HP profile on the ProSport20 Dual Bank only).

Built-in Quality & Safety

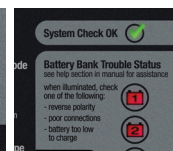
Compact and rugged extruded aluminum design. Dual in-line DC safety fuses for trolling motor and house battery banks, built-in over-voltage, overload, over-temperature, reverse polarity and ignition protection.

Pre-wired for Easy Installation


2-Year Warranty



Storage Recondition Mode



System OK and Battery Bank Trouble Status



Digital LED Display



Digital Battery Type Selector
(HP AGM cap available on ProSport20 Dual only)



Designed and Constructed to:
Marine UL 1236 SB
CSA C22.2 No. 107.2
FCC Class A
ABYC A-28



ProMar Digital Performance Charging Inside



ProSport Fully Automatic Multi-Stage Performance Charging

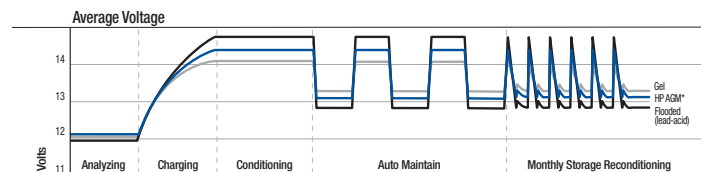
Stage 1 - System Check OK and Battery Analyzing: During this stage the ProSport red "Charge" LED will flash indicating the ProSport is analyzing all battery connections in addition to checking each battery is capable of being charged. Upon completion the green "System Check OK" indicator will illuminate green followed by Stage 2 Charging.

Stage 2 - Charging: During this mode the "Charging" indicator will be red. The ProSport Series will use all of its available charging amps (as controlled by temperature) until the battery voltage is raised to 14.6 VDC (Flooded lead-acid factory setting).

Stage 3 - Conditioning: During this mode the "Conditioning" status indicator will be amber. Batteries will hold at 14.6VDC (factory set for Flooded lead-acid batteries) to complete charging while conditioning each battery connected. Upon completion the ProSport will go into its maintain mode.

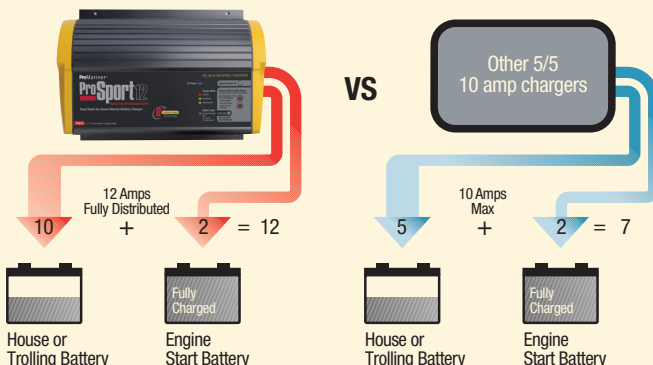
Stage 4 - Auto Maintain (Energy Saver Mode) During this mode the blue "Power" and green "Auto Maintain" LED's will be on indicating Stage 2 charging and Stage 3 conditioning are completed. At this time ProSport will initiate its Auto Maintain (Energy Saver Mode) which will automatically maintain batteries only when the batteries determine they require it.

Stage 5 - Storage Recondition Mode: During this mode the ProSport "Storage Recondition Mode" green indicator will illuminate with a slow fade in and out pulse. This indicates that while your batteries/boat are in storage the ProSport will automatically recondition all batteries for up to 3 hours once a month extending battery life and maximizing on the water battery power performance.



*3rd profile on ProSport20 Dual only

How Distributed-On-Demand™ Charging Technology Works



ProSport Distributed-On-Demand™ Charging Technology ensures 100% of the available charging amps are fully utilized to meet the demand of each battery on-board. For example, if your engine start battery only needs 2 amps from your ProSport 12 (6/6 two bank charger) the unused 4 amps will be automatically Distributed-On-Demand™ to your house or trolling motor battery, providing a total of 10 amps for faster charging versus only 5 amps that the conventional 5/5 battery charger would provide. The competitive 5/5 charger has a 5 amp limit per bank.

Above illustration reflects typical battery usage after a day of fishing. Trolling motor batteries are 50% discharged and not usable. Engine start battery is 90% charged from the engine charging system.

ProSport6 6 Amp Single Bank

Model: 43006

Max. Batteries: 1

Ideal Use: One 12V engine crank battery or One 12V house or trolling motor battery

DC Output: Single 12V output at 6 amps maximum

AC Input: 90-135 VAC / 60Hz

Cable Length: 6' AC and DC



ProSport8 8 Amp Dual Bank

Model: 43008

Max. Batteries: 2

Ideal Use: One 12V engine crank battery + One 12V house or trolling motor battery or Two 12V engine crank batteries

DC Output: Dual 12V outputs at 8 amps maximum fully distributed

AC Input: 90-135 VAC / 60Hz

Cable Length: 6' AC and DC



ProSport12 12 Amp Dual Bank

Model: 43012

Max. Batteries: 2

Ideal Use: One 12V engine crank battery + One 12V house or trolling motor battery or Two 12V trolling motor batteries (for a 24V trolling motor) or Two 12V engine crank batteries

DC Output: Dual 12V outputs at 12 amps maximum fully distributed

AC Input: 90-135 VAC / 60Hz

Cable Length: 6' AC and DC



ProSport15 15 Amp Triple Bank (OEM only)

Model: 43015

Max. Batteries: 3

Ideal Use: One 12V engine crank battery + Two 12V house or trolling motor battery (for a 24V trolling motor) or Three 12V trolling motor batteries (for a 36V trolling motor) or Three 12V engine crank batteries

DC Output: Triple 12V outputs at 15 amps maximum fully distributed

AC Input: 90-135 VAC / 60Hz

Cable Length: 6' AC and DC



ProSport20 20 Amp Dual Bank

Model: 43020

Max. Batteries: 2 (Includes a HP AGM charge profile)

Ideal Use: One 12V engine crank battery + One 12V house or trolling motor battery or Two 12V trolling motor batteries (for a 24V trolling motor) or Two 12V engine crank batteries

DC Output: Dual 12V outputs at 20 amps maximum fully distributed

AC Input: 90-135 VAC / 60Hz

Cable Length: 6' AC and DC



ProSport20 20 Amp Triple Bank

Model: 43021

Max. Batteries: 3

Ideal Use: One 12V engine crank battery + Two 12V house or trolling motor batteries (for a 24V trolling motor) or Three 12V trolling motor batteries (for a 36V trolling motor) or Three 12V engine crank batteries

DC Output: Triple 12V outputs at 20 amps maximum fully distributed

AC Input: 90-135 VAC / 60Hz

Cable Length: 6' AC and DC



Note: For use with Group 24 through 34 Flooded (lead-acid), AGM and GEL batteries. Not for use with 4D or 8D large capacity batteries; see ProMariner's ProNauticP Series for this group size of batteries.