




PAIRING INSTRUCTIONS

PRESS BUTTON



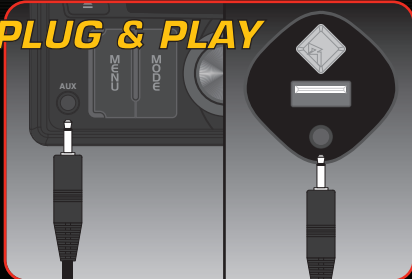
Press the button above the USB slot. Button will flash blue.

SEARCH/SELECT




Search for device. Select RFBTAUX. Once paired button will be solid blue.

PLUG & PLAY



Using supplied cable connect RFBTAUX to AUX jack in vehicle. Select AUX on radio.

USB CHARGING



USB slot is for charging only. USB cable NOT included.

Don't Forget...

- 1 Capacitors** - Keep your amps stable and your speakers from distorting. Delivers more BASS!
- 2 Distribution Blocks** - Use on main power wires to distribute power to multiple components.
- 3 Power/Ground Wires** - High temperature, high strand count copper power and ground wires ensure maximum current transfer.
- 4 Signal Cable** - Twisted construction eliminates noise for increased clarity and superior sound.
- 5 Speaker Wire** - High strand count copper wires ensure maximum output.
- 6 Crimp Rings & Spades** - Use on power and speaker wires for secure connections.


...Find Out More About These Products

www.rockfordfosgate.com/products



©2013 Rockford Corporation. All Rights Reserved. ROCKFORD FOSGATE and associated logos where applicable are registered trademarks of Rockford Corporation in the United States and/or other countries. The Bluetooth® word mark and logos are registered trademarks owned by Bluetooth SIG, Inc. and any use of such marks by Rockford Corporation is under license. All other trademarks are the property of their respective owners. Specifications subject to change without notice.

Rockford Fosgate Arizona, USA



Made in China