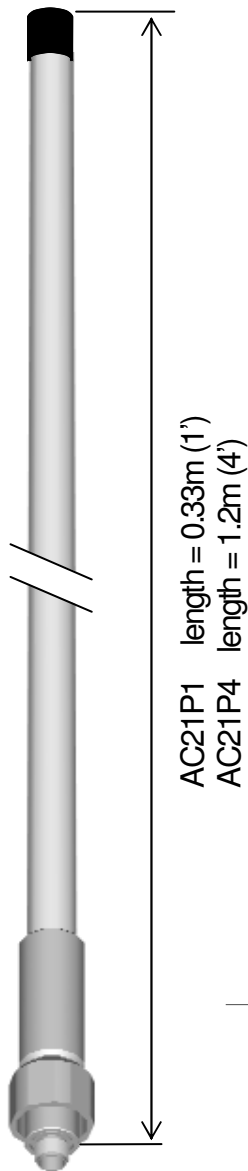
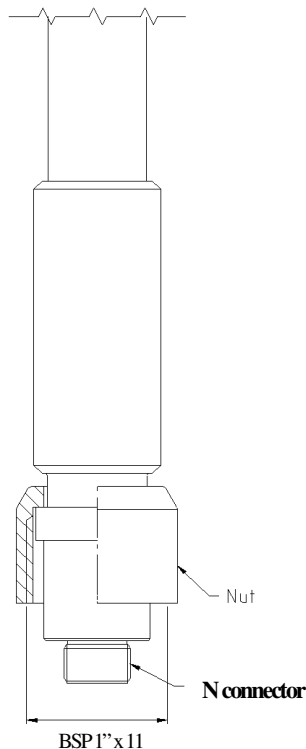


COMROD AC21P

Multi Band Cellular and WLAN Antenna



AC21P1 length = 0.33m (1')
AC21P4 length = 1.2m (4')



Application:

AC21P is a broad band antenna for cellular phones, and it covers systems such as 3G, 4G and wireless LAN. Available in two lengths , 0.3m and 1.25m. The antenna is omnidirectional. It is a high quality antenna with a durable construction and a beautiful finish for installation on all kind of vessels.

Electrical specifications:

Frequency range	806-960MHz 1710-2690MHz
VSWR	See diagram, overleaf
Nominal impedance	50 ohm
Power rating	20W
Gain	See diagram, overleaf
Polarization	Vertical
Connector	N female

Mechanical specifications:

Design	Dipole with a coaxial choking sleeve to suppress cable radiation. Radiating elements completely enclosed in polyurethane foam within a fiberglass tube.
Height	AC21P: 0.33m AC21P4: 1.2m
Weight	AC21P: 0.5 kg
Wind rating	55 m/s = 125 mph
Finish	Polyurethane lacquer, white
Temperature range	-40°C, +50°C;+ -28 °F, +122°F

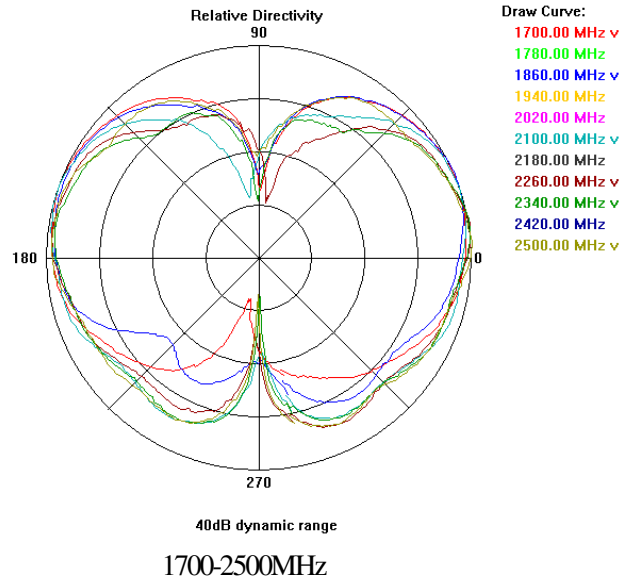
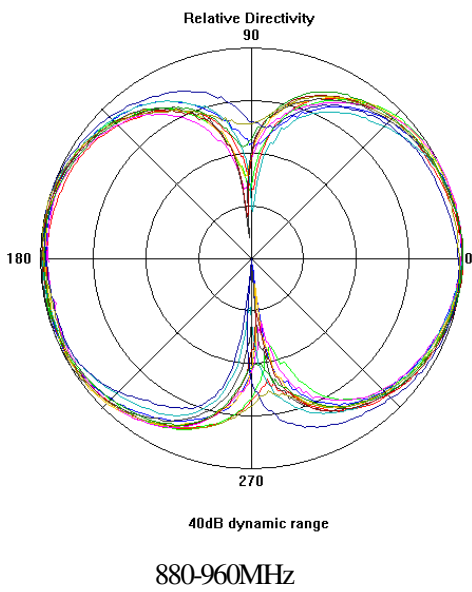
Mounting:

The AC21P is fitted with BSP1"x11 female ferrules.
Can be used with all standard mounting accessories.
BSP: British Standard Pipe

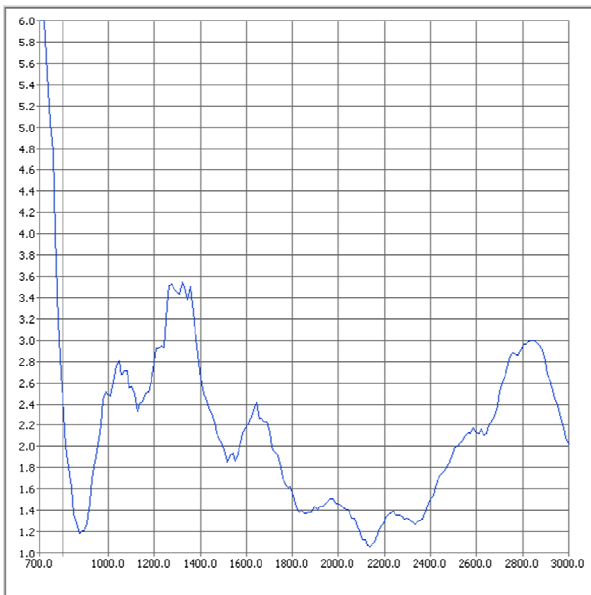
Communication systems covered :

3G	824-960 / 1710-2170MHz
4G	824-960 / 1710-2690MHz
TDMA, CDMA	824-897 / 1850-1990MHz
GSM 900 / 1800	860-960 / 1710-1990MHz
UMTS ,WCDMA, PCS-1900	1850-2170MHz
EDGE	860-960 / 1710-1990MHz
DECT	1880-1900MHz
WLAN 802.11b-h	2.4-2.5GHz
ZigBee	868-928MHz /2.4-2.48Gz
SMR iDEN	806-869MHz
Bluetooth	2.4-2.48GHz

Typical radiation diagram, Elevation:



Typical VSWR curve



VSWR < 2 for: 820-940 and 1790-2500MHz
 VSWR < 2.5 for: 800-1010 and 1420-2700MHz

Gain curve versus frequency

