




INSTALLATION INSTRUCTIONS

E-SERIES PRO® & SR-SERIES PRO®



PRODUCT INCLUDES:
(1) RIGID LED Light Bar
(1) Wiring Harness w/ Switch
All Mounting Hardware

IMPORTANT

THANK YOU FOR PURCHASING RIGID PRODUCTS FOR YOUR VEHICLE.

Please read through all of these Instructions and tips before proceeding with the installation.

We do our best to provide a simple installation process for all applications however a professional installation is always recommended.

Always disconnect any power sources connected to your vehicle before servicing fuses or electrical systems.


STEP 1

Mounting: Insert mounting brackets onto the light as shown in Figure 1.

Secure hardware to a snug position and mount your light into desired location.


See Figure 1

FIGURE 1



WIRING INSTRUCTIONS

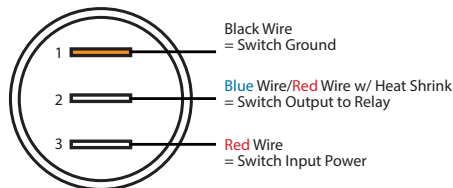
Wiring Harness



1. Locate a suitable, "high and dry" location to mount the relay, close to the vehicle battery, in the engine compartment.
2. When routing wire harness through the vehicle firewall (or any sheetmetal panel), make sure there are no sharp edges that could damage your harness. Protect the harness from damage by using a grommet and/or loom and tape.
3. Route the harnesses through the vehicle to their general locations.
4. Switch should be mounted in cab. Route the switch leads to desired dash location. Mount the switch. (Drilling + file-fitting may be required.) Connect wiring as shown below.
5. Connect light bar flying leads to positive and negative harness leads. (RED wire is positive, BLACK wire is negative.)
6. Connect positive and negative battery terminals to vehicle battery. (RED wire is positive, BLACK wire is negative.)
7. Test functionality and adjust / aim your lightbar.
8. Tighten mounting hardware to 75 in-lbs. (~6 ft-lbs)

SWITCH WIRING

NOTE: GOLD Spade is the Top of Switch, 3/4" mounting hole required



WARRANTY INFORMATION

For warranty information, visit www.rigidindustries.com/about/warranty

779 N Colorado St, Gilbert, AZ 85233 • 855-760-5337

www.rigidindustries.com

E-Series and SR-Series, RIGID, and Rigid Industries are registered and/or common law marks owned by JST Performance, LLC, a Delaware limited liability company d/b/a Rigid Industries.

11-13836-A