


Owner's Manual

Part number: **SPA-POWER9**

Switching Power Supply

To take full advantage of this product, please read and follow the instructions in this manual.



Warning: Installation is to be conducted by qualified electrician only. Failure to do so can result in shock or death. Always disconnect power to the hot tub when replacing this power supply.

Purpose: Using this power supply for a purpose other than its intended use is not recommended. This Spa-Power9 converts AC voltage to DC voltage allowing 12V audio products to work in conjunction with the spa pack.

If any part of the cables are damaged, immediate replacement must occur by the manufacturer or electrician.

Product Features:

- AC/DC power supply as produced for the portable spa industry.
- 10 amps output rated current
- Automatic current sensing (50 Hz vs 60 Hz)
- L.E.D. power indicator lights
- U.L. approved

Method of Use:

1. Make sure that voltage of input power corresponds with optional index values of all switching power. If input voltage is not accordance with limitation input requirement of switching power, it will lead to damage of the product.

2. Disable input power before wiring. Please note mark on the top of the terminal, and connect every cable strictly according to indication after studying connection mark clearly:

Input Meaning	120V,60HZ (For America)	230V,50HZ (For Germany)	220-240V,50HZ (For others)
Fire wire	L(White)	L(Brown)	L(Brown)
Zero line	N(Black)	N(Blue)	N(Blue)
Ground	E(Green)	FG(Yellow/Green)	FG(Yellow/Green)

(+V): output voltage +: DC 13.8V 10A 130W

(-V): output voltage –

3. Installation instructions: Before using this power supply, secure to mounting substrate via screws through the four mounting holes.

For further questions on this product or for warranty assistance, please call Prospec Electronics. 843-849-9037.

Features:

Protections: Short circuit / Over voltage / Over temperature

Built-in constant current limiting circuit

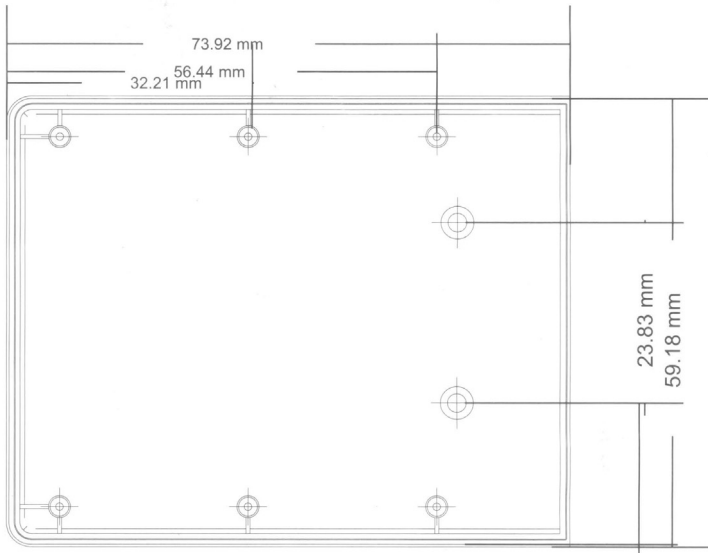
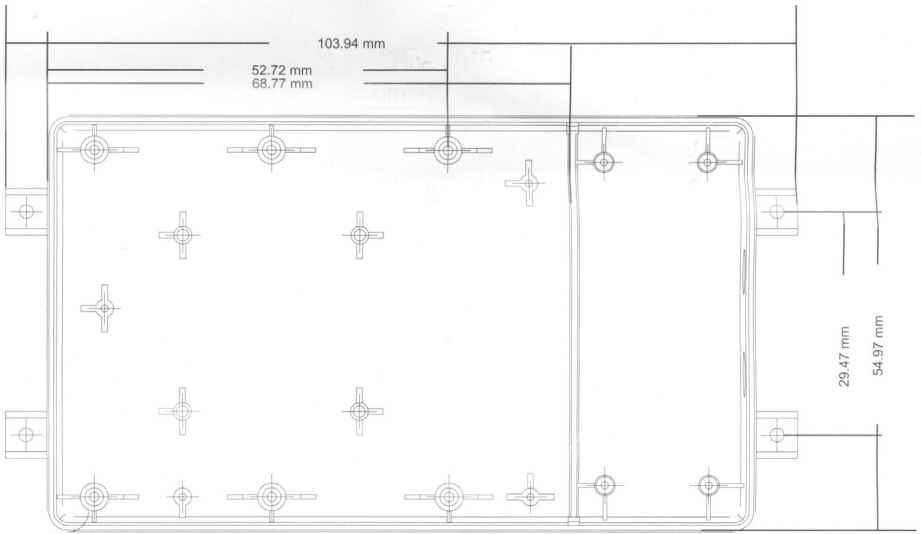
100% full load burn-in test

100% full load burn-in test

L.E.D indicator for power on



MODEL		SPA POWER 9
OUTPUT	DC VOLTAGE	13.8V
	RATED CURRENT	10A
	RATED RANGE	0~10A
	RATED POWER	130W
INPUT	VOLTAGE RANGE	120~240V
	FREQUENCY RANGE	50Hz~60Hz
	EFFICIENCY(Typ.)	80%
	AC CURRENT	2.5A/ 120V 1.5A/230V
PROTECTION	OVER LOAD	Protection type: Constant current limiting, recovers automatically after fault condition is removed
	OVER TEMPERATURE	Protection type: Shut down O/P voltage, recovers automatically after temperature goes down



18.63 mm

