



WWW.GOAVIVA.COM

Cosmic Slide Owner's Manual



! WARNING

TO AVOID DROWNING OR SERIOUS INJURY, READ
THE ENCLOSED INSTRUCTIONS AND WARNINGS
PRIOR TO INFLATING AND USING YOUR NEW
PRODUCT.

Thank you for purchasing this AVIVA product. It has been designed and constructed to provide you and your family lasting memories of hours of exciting fun on the water.

At AVIVA Sports, we want your experience with our products to be the best it can be. Therefore, please take a few minutes to read the information contained in this manual before inflating and using your product. Although the product is simple to use, this manual contains important safety information that you and others must understand to safely enjoy it.

Copyright ©

All rights reserved. No part of this publication may be reproduced or transmitted in any form or by any means, electronic or mechanical, including photocopy, recording, or any information storage and retrieval system, without permission in writing from the publisher. Requests should be mailed to AVIVA Sports, 3325 Labore Road, Saint Paul, MN 55110.

WARNING

READ AND FOLLOW INSTRUCTIONS AND WARNINGS TO AVOID DROWNING OR SERIOUS INJURY.

Improper use of this product, including reckless or careless behavior, neglect or misuse of the product, or inadequate supervision of children and others using the product, can result in serious personal injury or death.


Always act responsibly and provide proper supervision for children and others using the product.

It is the owner's responsibility to inform all users of the product safety rules and warnings contained herein.

WARNING

1. This is not a lifesaving device. Not for use by children except under mature, adult supervision. Keep children in sight and within quick reach while in the water.
2. To avoid serious injury, do not stand on product.
3. Never allow jumping or diving onto or from the product.
4. Inspect the area beneath and around the product before each use to ensure adequate clearance from obstructions.
5. Do not use in high winds or waves or where strong water currents are present.
6. Do not use in severe weather or when chance of lightning is present.
7. The use of a U.S. Coast Guard approved personal flotation device (PFD) is highly recommended.
8. Never tow from a boat or other motorized vehicle.
9. Secure access. Deflate and store when not in use.
10. Never use the product while under the influence of alcohol or drugs.
11. Do not use air compressors or compressed air to inflate. Excessive pressure can cause the product to rupture, with potentially damaging force to eyes, ears, skin and limbs.

Cosmic Slide
Item #1015878



PATENT NO. – 6,558,264 & D451,568

INFLATION

The Cosmic Slide is inflated using any of the recommended types of inflators. Foot / Hand pumps are not recommended for the main chamber due to the size of the unit.

PARTS – The Cosmic Slide includes:

- 1 - AirLock Valve
- 3 - Stem Valves
- 2 - Water Anchors with valves
- 1 - Soaker Jet
- 1 - Soaker Jet connector (optional - for use only with a Quick Connect)
- 1 - Repair Kit consisting of: 2- 3" square clear self adhesive patches

POSITION

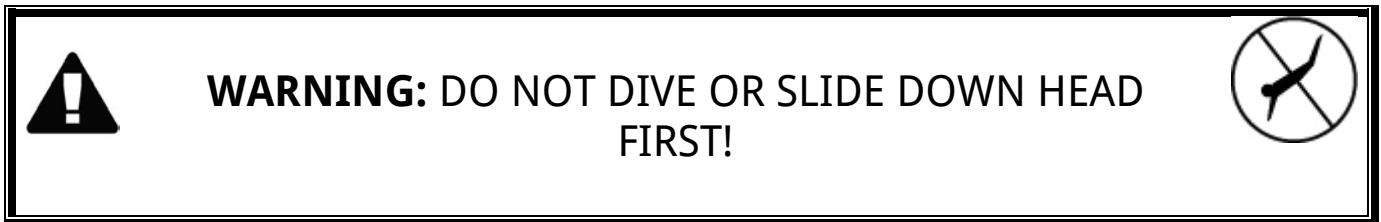
Place your Cosmic Slide with the front pad facing the water. The pad at the end of the slide should hang down and cover the edge of the pool and rest on the water's surface. There should be a minimum of 6 feet clearance all around the unit.

RECOMMENDED AGES – 6-12

RECOMMENDED MAXIMUM WEIGHT – 120 Lbs.

RECOMMENDED WATER DEPTH – 5 Feet

RECOMMENDED NO. OF PEOPLE - 1



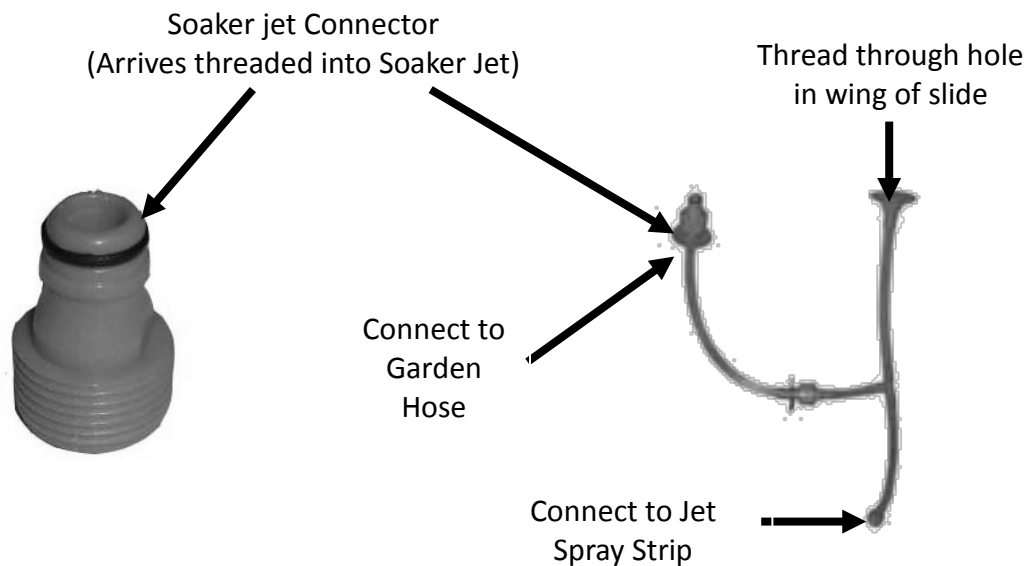
All inflatables are sensitive to cold, therefore never unfold or inflate in temperatures below 50° F.

Watch for the attachment ring around the AirLock valve and cap! Be careful if you remove the attachment ring that attaches the valve to the product, as it can get caught between the threads and the valve. This will damage the seal and cause air to leak from the unit. This damage voids the warranty.

We recommend a 120 volt high volume inflator. Most of these units come with a variety of nozzles that will fit the valves we use on our products. Always take care not to over inflate the product.

HOSE CONNECTION

If you do not have a quick connect on your hose, simply unscrew the Soaker Jet connector to connect to your garden hose. Otherwise, connect the quick connect to the Soaker Jet connector and turn water on. Adjust the flow of water by turning your water faucet dial to desired flow.



AQUA ANCHORS

AVIVA has attached Aqua Anchors to its Water Slides to provide stability.

Aqua Anchor Valves – Open valve with the tab on the plug. Place your garden hose on top of hole and fill with water until almost firm. Replace the plug by pressing hard on the middle of the plug with your thumb over the opening.

Failure to fill each Aqua Anchor fully may result in movement or tipping of your unit.

DEFLATION

PRIOR TO DEFLATION, REMOVE ALL CHILDREN FROM THE UNIT!

Use one of the Inflator/Deflator devices recommended in the “Inflation” Section for faster deflation.

AirLock Valve - Unscrew the large AirLock valve to quickly deflate the main chamber. Then place the deflation portion of the inflation/deflation device on top of the valve and remove all air. You will know you have all the air out when the unit is flat and wrinkled. Replace valve.

Stem Valves - Insert the deflation portion of the inflation/deflation device with the appropriate attachment connector. You may also gently squeeze the base of the valve to release air. You will know you have all the air out when the unit is flat and wrinkled. Replace plug.

Water Valves – **Remove water from the Aqua Anchors (Slides only).** Remove the cap and squeeze all the water out. A very small amount of water remaining in the chamber will not harm the unit. Keep in mind though that water left inside for a period of time may start to mold.

Completely Dry Unit. **Wipe the product off with a terry cloth towel and allow to dry completely.** Store for next use. See Storage Section for details.

This page intentionally left blank.





WWW.GOAVIVA.COM

AVIVA Sports

A Revel Match, LLC Company

3325 Labore Road

Saint Paul, MN 55110

800.659.0790

May 2014