

PERKO®

Cat. No. 1609 Series L.E.D. Reduced Glare White All-Round Lights Patent Pending



The above lights are designed for use on power driven vessels under 20 meters (65.6 ft.) in length operating on a nominal 12 volt system. In order to comply with '72 COLREGS and the U.S. Inland Rules, the following must be adhered to:

MOUNTING INFORMATION

Read all instructions before proceeding.

- 1). For proper light selection, positioning and configuration, refer to A.B.Y.C. Standard A-16 (1), the '72 COLREGS, and the U.S. Inland Rules (2).
- 2). These lights are designed to be mounted on horizontal tubing or rails 3/4" to 1-1/2" diameter.
- 3). Horizontal rotation of these lights is unimportant, as all-round lights have 360° horizontal arc of visibility. However, aesthetically, mount the light as shown in Diagram #1.
- 4). Using the base or the plastic mounting insulator as a template, place it on the mounting surface such that the globe can be adjusted to a vertical position when mounted.
- 5). Drill mounting holes for #8 round or panhead screws.
- 6). Attach supply connections to the light, making sure to wire in accordance with both A.B.Y.C. Standard E-9* and U.S. Coast Guard Safety Standards for Boat Electrical Systems (33 CFR 183)*. **Observe Polarity**
- 7). Mount the light. A self adhesive insert is provided to securely mount the light to 1-1/4" and 1-1/2" rails.
- 8). Adjust pole such that the light is in a vertical position during operation, in order to assure compliance with the technical details of the regulations and employ the "Reduced Glare" feature. See Diagram #2.
- 9). These lights use white L.E.D.'s and therefore are not serviceable. The lens/globe is permanently sealed and cannot be opened.

*The above referenced standards can be obtained from:

- | | |
|----------------------------------------------------------------------------------------------|-------------------------------------------------------------------------------|
| (1) American Boat & Yacht Council, Inc.
613 Third Street, Suite 10
Annapolis, MD 21403 | (2) U.S. Coast Guard
Washington, D.C. 20593
(or your local C.G. Office) |
|----------------------------------------------------------------------------------------------|-------------------------------------------------------------------------------|

DIAGRAM #1

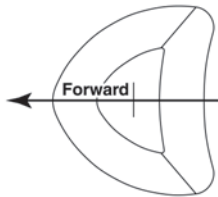


DIAGRAM #2

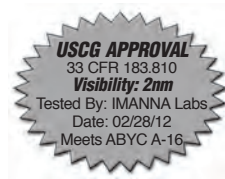


PERKO, INC.
16490 N.W. 13th Avenue
Miami, FL 33169-5707
www.perko.com

1609INS1
02/12

PERKO®

Cat. No. 1609 Series L.E.D. Reduced Glare White All-Round Lights Patent Pending



The above lights are designed for use on power driven vessels under 20 meters (65.6 ft.) in length operating on a nominal 12 volt system. In order to comply with '72 COLREGS and the U.S. Inland Rules, the following must be adhered to:

MOUNTING INFORMATION

Read all instructions before proceeding.

- 1). For proper light selection, positioning and configuration, refer to A.B.Y.C. Standard A-16 (1), the '72 COLREGS, and the U.S. Inland Rules (2).
- 2). These lights are designed to be mounted on horizontal tubing or rails 3/4" to 1-1/2" diameter.
- 3). Horizontal rotation of these lights is unimportant, as all-round lights have 360° horizontal arc of visibility. However, aesthetically, mount the light as shown in Diagram #1.
- 4). Using the base or the plastic mounting insulator as a template, place it on the mounting surface such that the globe can be adjusted to a vertical position when mounted.
- 5). Drill mounting holes for #8 round or panhead screws.
- 6). Attach supply connections to the light, making sure to wire in accordance with both A.B.Y.C. Standard E-9* and U.S. Coast Guard Safety Standards for Boat Electrical Systems (33 CFR 183)*. **Observe Polarity**
- 7). Mount the light. A self adhesive insert is provided to securely mount the light to 1-1/4" and 1-1/2" rails.
- 8). Adjust pole such that the light is in a vertical position during operation, in order to assure compliance with the technical details of the regulations and employ the "Reduced Glare" feature. See Diagram #2.
- 9). These lights use white L.E.D.'s and therefore are not serviceable. The lens/globe is permanently sealed and cannot be opened.

*The above referenced standards can be obtained from:

- | | |
|----------------------------------------------------------------------------------------------|-------------------------------------------------------------------------------|
| (1) American Boat & Yacht Council, Inc.
613 Third Street, Suite 10
Annapolis, MD 21403 | (2) U.S. Coast Guard
Washington, D.C. 20593
(or your local C.G. Office) |
|----------------------------------------------------------------------------------------------|-------------------------------------------------------------------------------|

DIAGRAM #1

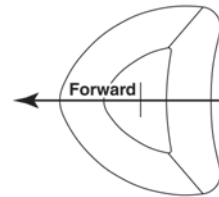


DIAGRAM #2



PERKO, INC.
16490 N.W. 13th Avenue
Miami, FL 33169-5707
www.perko.com

1609INS1
02/12