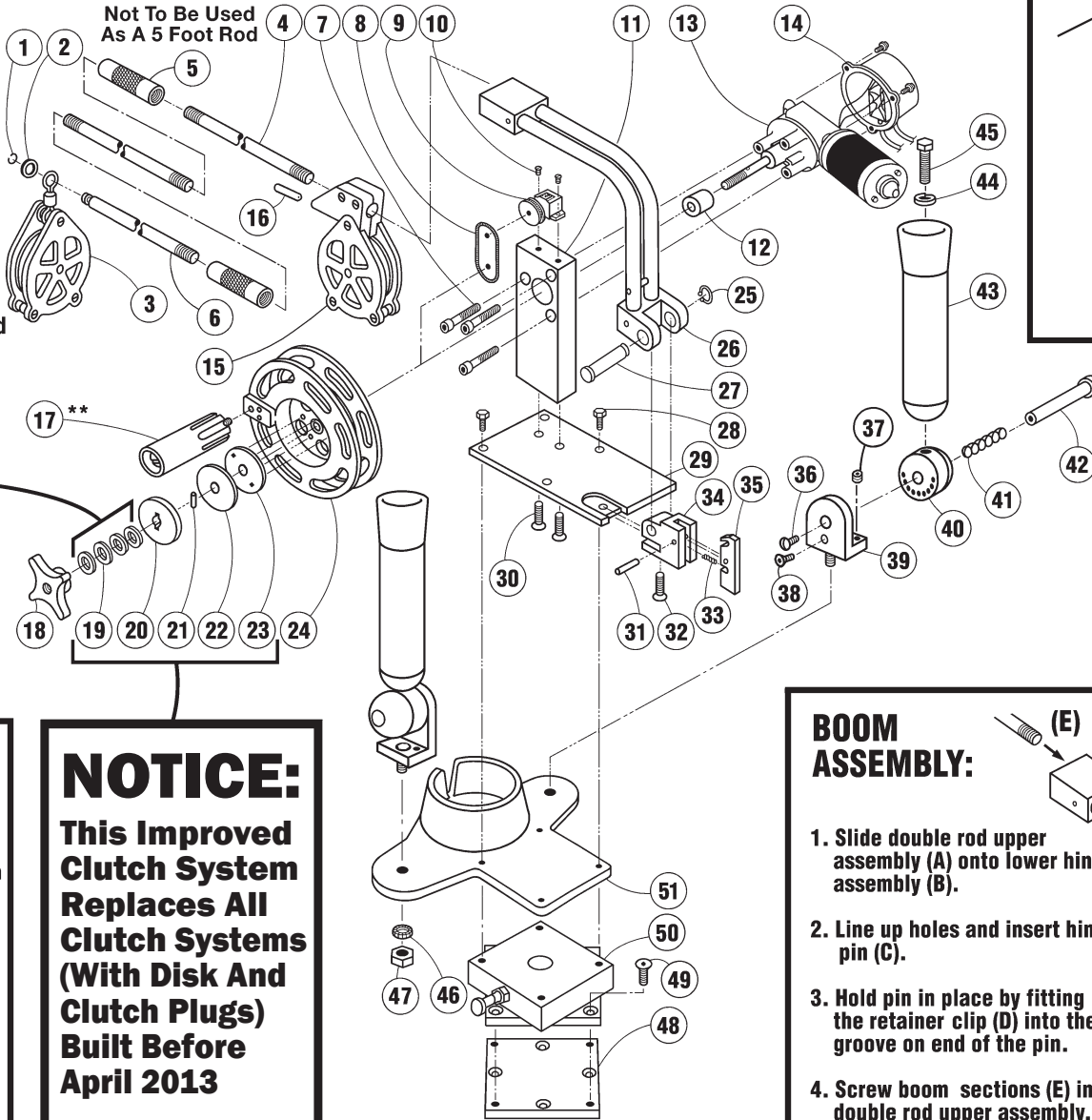


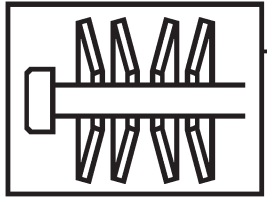


Pro Tournament Electric Downrigger



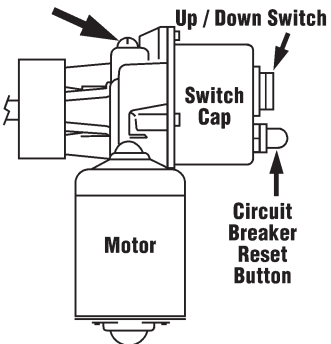
Not To Be Used As A 5 Foot Rod

** Handle Included For Emergency Use Only!



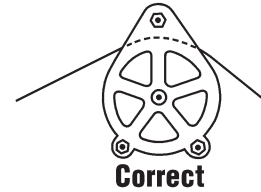
Correct Arrangement Of Belleville Washers

WARNING !
This is not an Oil Fill !!
Removal of this screw will damage motor !



NOTICE:
This Improved Clutch System Replaces All Clutch Systems (With Disk And Clutch Plugs) Built Before April 2013

WARNING !
Incorrectly threaded downrigger cable will damage pulleys!



Correct

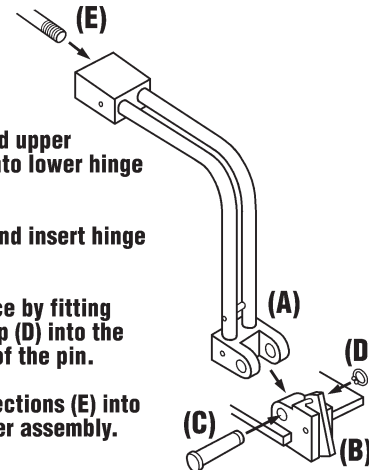


Incorrect

NOTE: AUTO-STOP!
Once the cannonball has been retrieved and the motor has shut off, you must set the rocker switch to the NEUTRAL position before restarting your downrigger.

BOOM ASSEMBLY:

1. Slide double rod upper assembly (A) onto lower hinge assembly (B).
2. Line up holes and insert hinge pin (C).
3. Hold pin in place by fitting the retainer clip (D) into the groove on end of the pin.
4. Screw boom sections (E) into double rod upper assembly.



Parts List ED04000

Detail No.	Description	Qty.	Order By Part No.
1	Tip Retainer Ring	1	2181
2	Aluminum Tip Retainer	1	51043
3	5 Spoke Tip Assembly	1	BJ3049
4	12 in. Rods	2	51048
5	Rod Collars	2	51044
6	18 in. End Rod	1	51125
7	1/4-28 x 1-1/2 in. SH Cap Screws	3	2007
8	Large Counter Spring	1	2283
9	Counter w/ Med. Lg. Wheel	1	FC600JR86
10	Counter Screws	2	2014
11	Jr. Upright	1	51014
12	Hardened Spacer	1	51059
13	Motor Assembly	1	2205
14	Auto-Stop/Switch Cap Assembly	1	51145A SM/ST
15	Auto-Stop Line Guide	1	51151
16	Auto-Stop Trigger Bead & Crimp	1 ea.	KT56400
17	Handle w/ Bolt & Sleeve**	1	HA101
18	Jr. Clutch Knob	1	51153
19	Jr. Belleville Washers	4	2232
20	Jr. Clutch Disk	1	51094
21	Shaft Dowel Pin	1	2163
22	Graphite Pad	1	2308
23	Inner Clutch Disk	1	51098
24	Reel	1	51184
25	Hinge Pin Retainer Clip	1	2176
26	Double Rod Hinge Assembly	1	51051ASY
27	Hinge Pin	1	54008
28	1/4-20 x 1-1/8 SS Bolts	4	2016
29	TP Base Plate	1	51007
30	5/16-18 x 1 in. Flat Head Screws	2	2003
31	Hinge Roll Pin	1	2171
32	5/16-18 x 1 in. Flat Head Screw	1	2003
33	Hinge Spring	1	2251
34	Lower Hinge Assembly	1	51180
35	TP Stork Latch	1	51071
36	1/4-20 x 3/8 in. Phillips Truss Hd. Sc.	2	2158
37	1/4-20 Set Screws	2	2261
38	1/4-20 x 1 in. Fl Hd Screws	2	2009
39	Multi-Set Igloos w/ Pins	2	55556
40	Multi-Set Barrels	2	55551
41	Multi-Set Springs	2	2600
42	1/2 in. x 2-1/4 in. Pivot Pins	2	55555
43	Multi-Set Tubes & Plugs w/ Cap	2	51221
44	1/2 in. SS Lock Washers	2	2241
45	1/2-20 x 2 in. HHCS Bolts	2	2351
46	3/8 in. Split Lock Washers	2	2237
47	3/8 in. Jam Nuts	2	2113
48	8 Hole Mounting Plate	1	51001
49	1/4-20 x 5/8 in. Flat Head Screws	4	2013
50	Swivel Mounting Base SMT1	1	SMT1
51	Ball Cradle	1	52435

Big Jon Sports, Inc. • 11455 US-31 • Interlochen, MI 49643

(231) 275-1010 • Fax: (231) 275-1009 • email: emailus@bigjon.com • website: www.bigjon.com