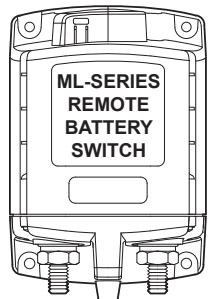


LABEL BACKLIGHTS
CONNECT YELLOW WIRES TO DC- (GROUND)

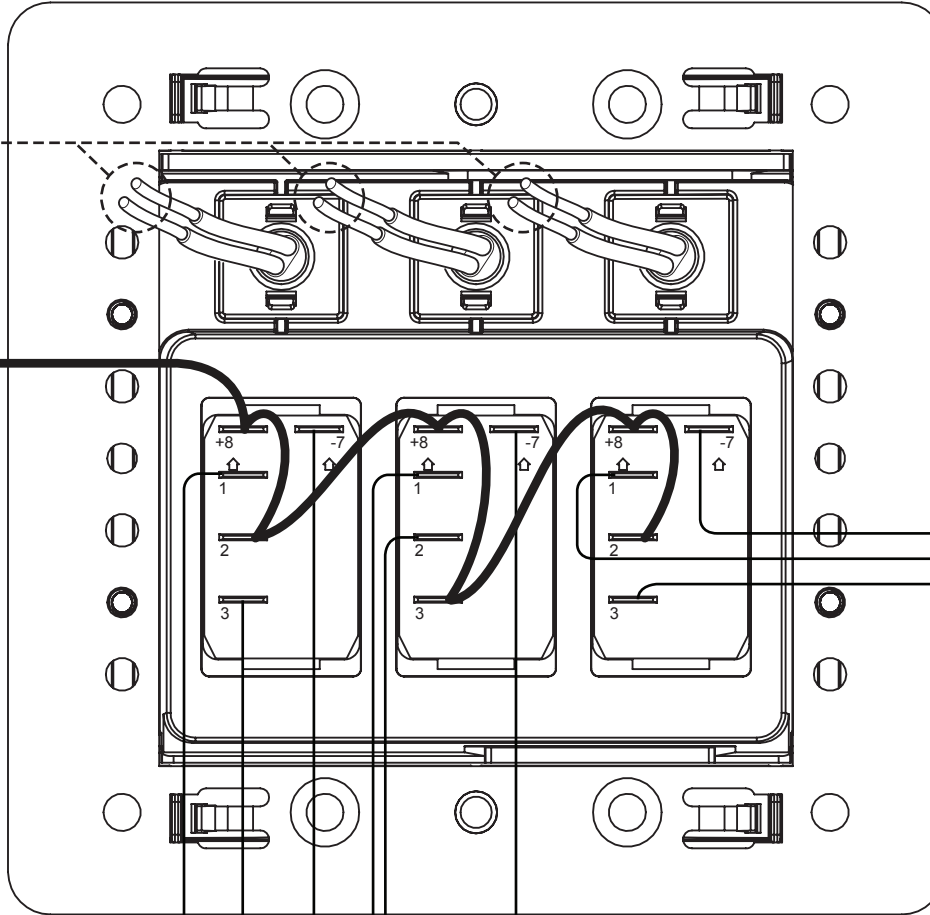
CONNECT RED WIRES TO DC+ 12V

CONNECT THROUGH A 2A (MIN) CIRCUIT PROTECTION DEVICE TO DC+. USE A 24 HOUR POWER SOURCE (CONNECTED DIRECTLY TO A BATTERY)

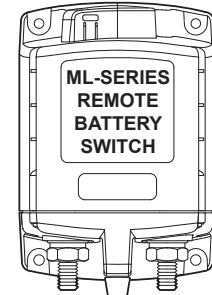


+VDC, TO OPEN (Orange)
+VDC, TO CLOSE (Brown)
LED OUTPUT (Yellow)

REFER TO ML-SERIES REMOTE BATTERY SWITCH INSTRUCTIONS FOR REMAINING CONNECTIONS

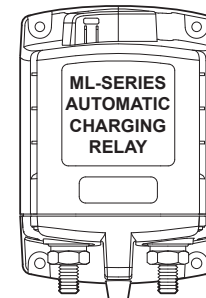


DC- (GROUND)



LED OUTPUT (Yellow)
+VDC, TO OPEN (Orange)
+VDC, TO CLOSE (Brown)

REFER TO ML-SERIES REMOTE BATTERY SWITCH INSTRUCTIONS FOR REMAINING CONNECTIONS



LED (Yellow)
REMOTE (Red)

REFER TO ML-SERIES AUTOMATIC CHARGING RELAY INSTRUCTIONS FOR REMAINING CONNECTIONS