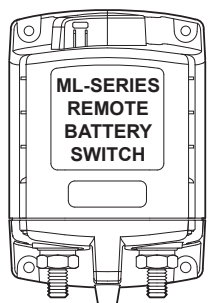


**LABEL BACKLIGHTS**  
CONNECT YELLOW WIRES TO DC- (GROUND)

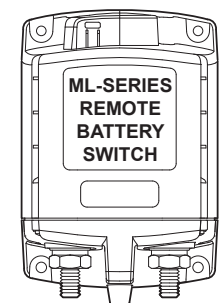
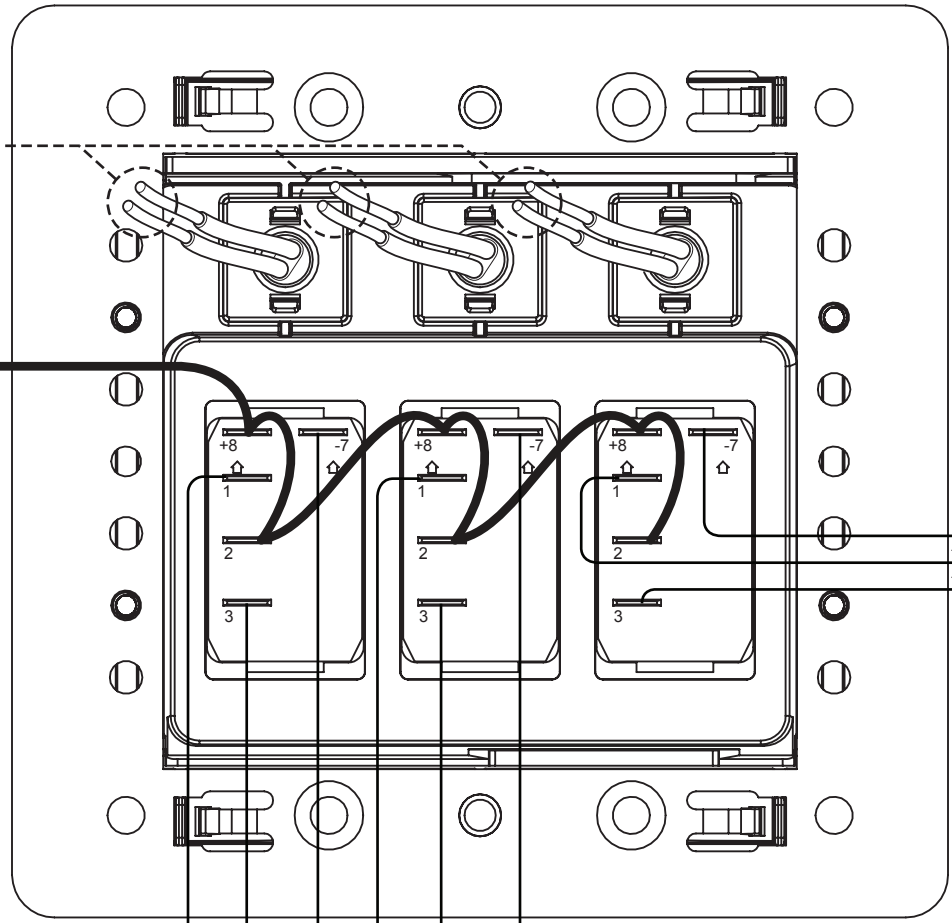
CONNECT RED WIRES TO DC+ 12V

CONNECT THROUGH A 2A (MIN) CIRCUIT PROTECTION DEVICE TO DC+. USE A 24 HOUR POWER SOURCE (CONNECTED DIRECTLY TO A BATTERY)



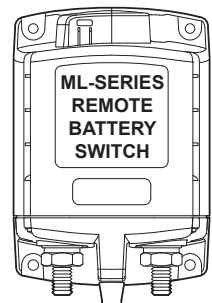
+VDC, TO OPEN (Orange)  
+VDC, TO CLOSE (Brown)  
LED OUTPUT (Yellow)

REFER TO ML-SERIES REMOTE BATTERY SWITCH INSTRUCTIONS FOR REMAINING CONNECTIONS



LED OUTPUT (Yellow)  
+VDC, TO CLOSE (Brown)  
+VDC, TO OPEN (Orange)

REFER TO ML-SERIES REMOTE BATTERY SWITCH INSTRUCTIONS FOR REMAINING CONNECTIONS



LED OUTPUT (Yellow)  
+VDC, TO OPEN (Orange)  
+VDC, TO CLOSE (Brown)

REFER TO ML-SERIES REMOTE BATTERY SWITCH INSTRUCTIONS FOR REMAINING CONNECTIONS