

SENTINEL™ SERIES WATER RESCUE DRY SUIT (MSD624 02)

MUSTANG SURVIVAL WE SAVE LIVES FOR A LIVING



The MSD624 is a waterproof & breathable constant wear water rescue dry suit ideal for flood, swift water & ice rescue. By reducing bulk and increasing range of motion, the Sentinel™ Water Rescue Dry Suit makes an excellent dry suit for the most demanding water rescue technicians.



Two-point attachment removable suspender system for improved fit, mobility and comfort over traditional suspender systems

2 expanding arm pockets with an internal lanyard attachment point, external pen/eye pro pockets and covered in Velcro for attaching ID patches

Ballistic nylon reinforced flexible molded foam elbow pads

GORE-TEX® waterproof and breathable dry suit fabric

Ballistic nylon reinforced seat

Adjustable tailbone protector

2 thigh cargo pockets

Back knee tabs to secure knee pads in place

Rapid Repair CCS™ patented adjustable neck seal allows the user to easily vent the suit reducing the thermal burden, but quickly close the neck seal with one hand to make it watertight

YKK metal entry zipper

SOLAS retro-reflective tape on the arms for increased visibility

Rapid Repair Technology™ enables users to field replace wrist seals in an hour or less (trim-to-fit neoprene wrist seal standard)


Adjustable waist band

TIZIP® relief zipper

Ballistic nylon reinforced flexible molded foam knee pads

Integrated universal size GORE-TEX® dry socks

*California residents please refer to: mustangsurvival.com/pages/proposition-65

SIZE	Please see size chart on reverse page
COLOR	 ANSI/BLACK
CUSTOMIZATION	Agency markings, alternate wrist and neck seals, and other colors available by special order
AUTHORIZATION	FEMA USAR Equipment List (Part # WA-0124.00)
CLO	Immersed Clo 0.66 when worn with MSL600 and next to skin weight thermal underwear

SENTINEL™ SERIES WATER RESCUE DRY SUIT (MSD624 02)

MUSTANG SURVIVAL WE SAVE LIVES FOR A LIVING



MOBILITY BASED SIZING™

EXCLUSIVE INNOVATIVE DRY SUIT DESIGN THAT REDUCES BULK WHILE INCREASING FIT, COMFORT & MOBILITY

Based on more than two years of extensive anthropometric research, range of motion testing and user evaluations, we introduce the industry's newest improved fitting platform designed specifically for dry suit users for tactical, rescue or special operations. Mobility Based Sizing™ offers a semi-custom suit that reduces bulk and increases range of motion without the expensive custom price tags or long lead times.

The mobility based sizing platform:

- Was developed based on anthropometric data from 2,500 North American 3-D body scans, ensuring the sizing and patterns of the suits fit the greatest number of individuals
- Immensely improves range of motion while decreasing bulk
- Offers standard expanded sizing (such as short and tall) for all sizes so users can order a semi-custom suit without the expensive price or long lead times

The Mobility Based Sizing platform is like none other currently in the industry. To order a suit that fits you best, follow our detailed measuring instructions online at:

www.mustangsurvival.com/mobility/

SIZING GUIDE

To properly fit your mobility based sizing garment, follow the instructions below.

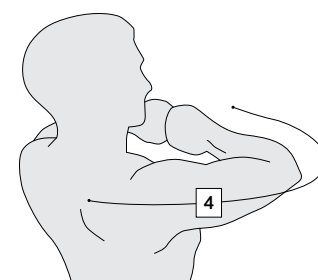
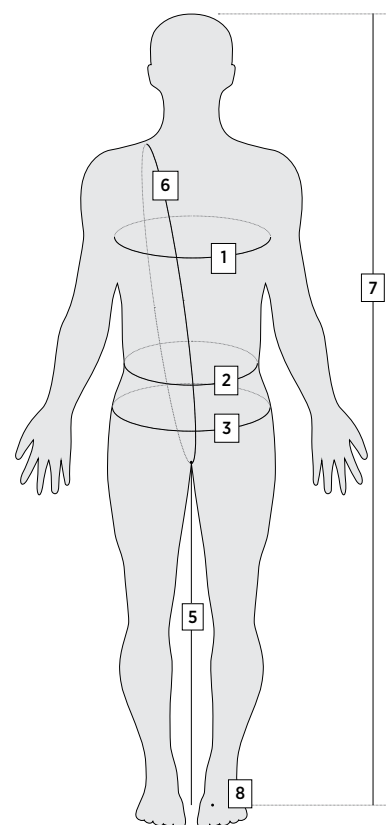
STEP 1 – MEASURING

For accurate measurements, please refer to the measurement diagram and instructions provided.

All measurements should be taken with a "tailors" (flexible) tape while wearing garments and any accessories such as body armor usually worn under the garment.

STEP 2 – SIZING

Based on your measurements, determine your size according to the chart below. If all your measurements fall between the ranges of two sequential sizes (such as between S and M) select the size that best fits your Torso Hoop and Inseam.



LOCATION	1	2	3	4	5	6	7	8
SIZE	CHEST (IN)	WAIST (IN)	HIPS (IN)	SLEEVES (IN)	INSEAM (IN)	TORSO HOOP (IN)	HEIGHT (IN)	SOCK (USA Men)
XS	35" - 38"	29" - 32"	37" - 40"	29" - 31"	28" - 30"	59" - 62"	60" - 63"	7.5 - 9
S	37" - 40"	31" - 34"	38" - 41"	31" - 33"	30" - 32"	62" - 65"	63" - 67"	7.5 - 9
M	39" - 42"	34" - 37"	39" - 42"	33" - 35"	32" - 34"	65" - 68"	67" - 71"	9 - 12
L ¹	41" - 44"	35" - 38"	40" - 43"	34" - 36"	33" - 35"	67" - 70"	69" - 72"	9 - 12
L ²	43" - 46"	37" - 40"	41" - 44"	35" - 37"	34" - 36"	69" - 72"	71" - 74"	9 - 12
XL	45" - 48"	40" - 44"	43" - 46"	36" - 38"	34" - 36"	71" - 74"	73" - 76"	12 - 16
XXL	48" - 52"	44" - 49"	46" - 50"	37" - 39"	34" - 36"	74" - 79"	75" - 78"	12 - 16
XXXL	52" - 56"	49" - 54"	50" - 56"	38" - 40"	34" - 36"	78" - 81"	75" - 78"	12 - 16
SHORT	N/A	N/A	N/A	-1	-2	-2	-3	N/A
LONG	N/A	N/A	N/A	+1.5	+2	+3	+3	N/A