

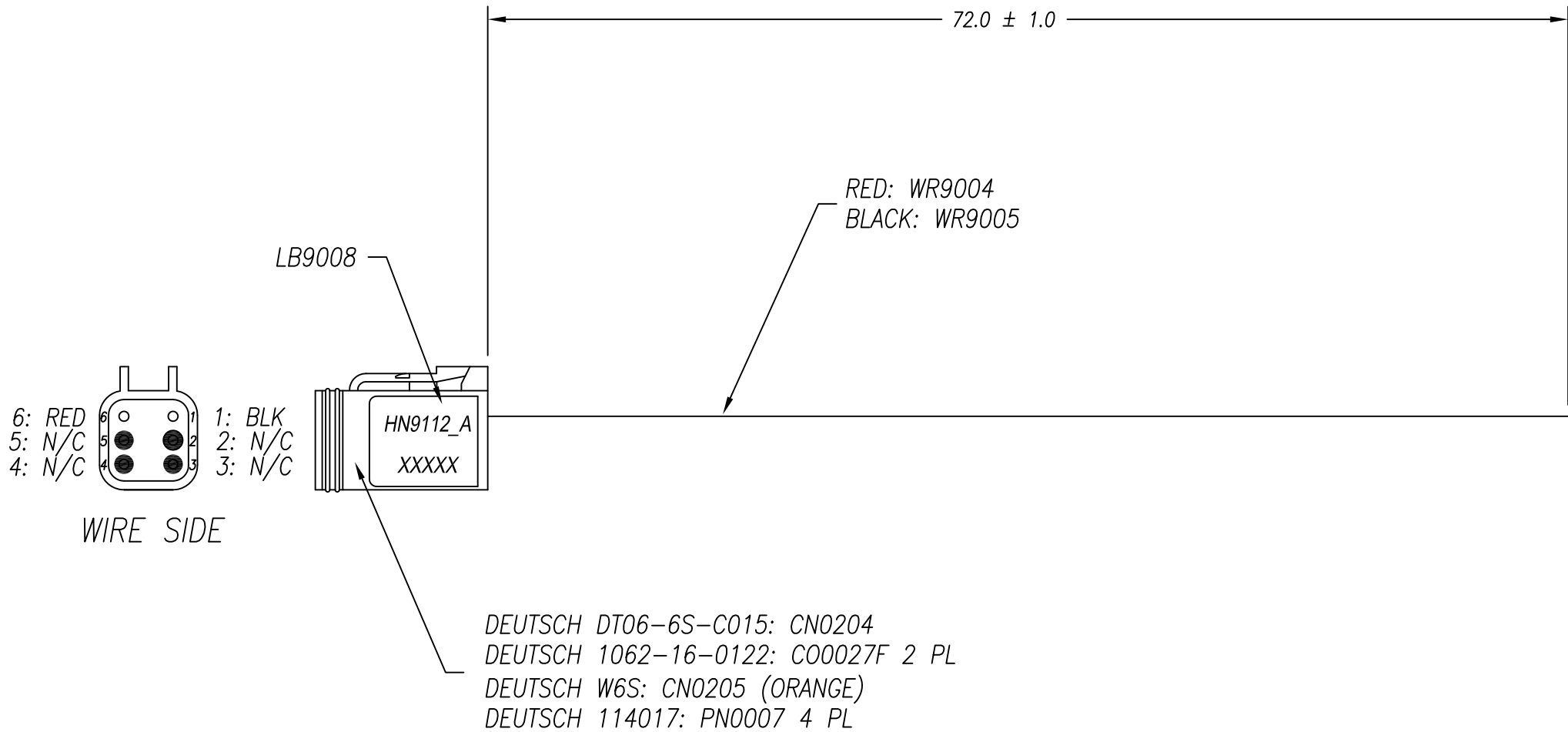


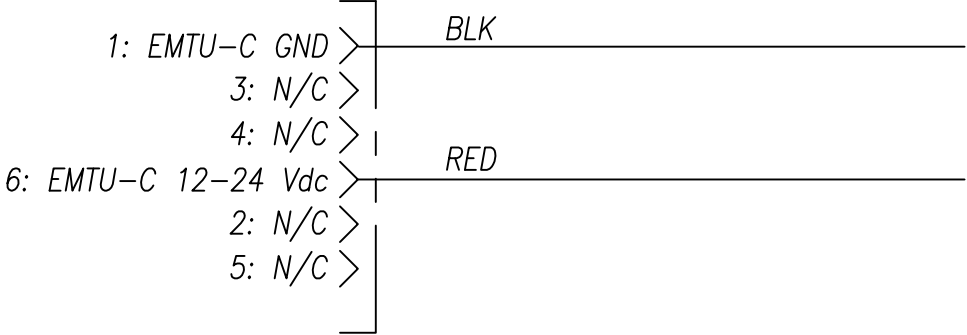
DIMENSIONS AND FEATURES MARKED  ARE SIGNIFICANT CHARACTERISTICS. SIGNIFICANT CHARACTERISTICS MUST BE MONITORED USING STATISTICAL TECHNIQUES.

 INDICATES DIMENSIONS TO BE CHECKED BY QUALITY CONTROL.

REVISIONS						
ZONE	REV	DESCRIPTION	ECR	DATE	CHG'D BY	APPROVED
	X	PRELIMINARY DESIGN	80447	11/4/20	MMH	
	A	RELEASE	L5064	12/8/20	MMH	KMT



DEUTSCH DT06-6S
TO EMTU-C



- NOTES:
- ALL TERMINALS MUST WITHSTAND PULL TEST OF 20 LBS.
 - ON UNTERMINATED WIRE ENDS, DO NOT STRIP INSULATION.

PROPRIETARY NOTICE THIS PRINT CONTAINS INFORMATION PROPRIETARY TO FARIA BEEDE INSTR. AND MAY NOT BE USED OTHER THAN FOR PURPOSES OF FARIA BEEDE INSTR. WITHOUT PRIOR EXPRESS WRITTEN APPROVAL OF AN OFFICER OF FARIA BEEDE INSTR.	UNLESS OTHERWISE SPECIFIED: DIMENSIONS ARE IN INCHES TOLERANCES DECIMALS ANGULAR .XX ±.05 ±0.5° .XXX ±.010 DO NOT SCALE DRAWING	FARIA BEEDE INSTRUMENTS INC. NORTH STONINGTON, CT. U.S.A.			
	DRAWN MMH	DATE 11/4/20	6 FOOT POWER HARNESS, EMTU-C		
	CHECKED		SIZE B	FSCM NO.	DWG NO. HN9112
	DESIGN		SCALE NTS		REV A
			SHEET 1 OF 1		